
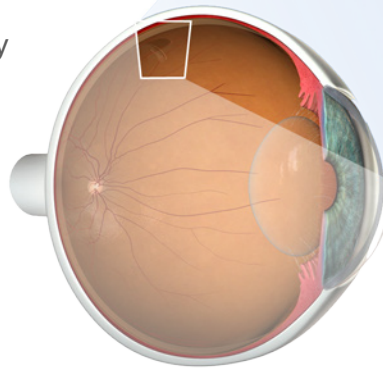


# Retinal Tear


Vitreous, the jelly-like material that fills the back of the eye, becomes more liquid as we get older, and begins to shrink. Eventually, the shrinking vitreous pulls away from its attachments to the retina. Sometimes the vitreous is attached so tightly to the retina that it creates a tear or hole in the retina as it pulls away.

## Symptoms

The usual symptoms of a retinal tear include sudden onset of seeing flashes, seeing many floaters, blurry vision, or a partial loss of vision. Occasionally, these symptoms come on more gradually.



Simulated vision with a retinal tear and flashes



Normal vision

## Treatment

Though some retinal tears require little more than regular check-ups with your eye care professional, most require treatment. Laser light treatment is often used to seal the area around the tear. Freezing treatment, called cryopexy, can also be used to seal a retinal tear.

Retinal tears can lead to more serious problems, including retinal detachment. Prompt diagnosis and treatment can help prevent such problems.

